SCT CONFIDENTIAL

 © 2024 Silicon Content Technology Co., Ltd. All Rights Reserved

SCT C

Over operating free-air temperature range unless otherwise noted.

PARAMETER	DEFINITION	MIN	MAX	UNIT
V_{IN}	Input voltage range	2.8	6	

SCT CONFIDENTIAL

 © 2024 Silicon Content Technology Co., Ltd. All Rights Reserved

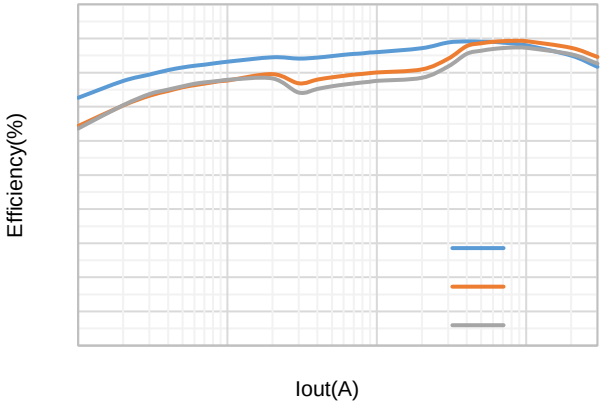

Figure 1. Efficiency vs Load Current, Vout=1.2V

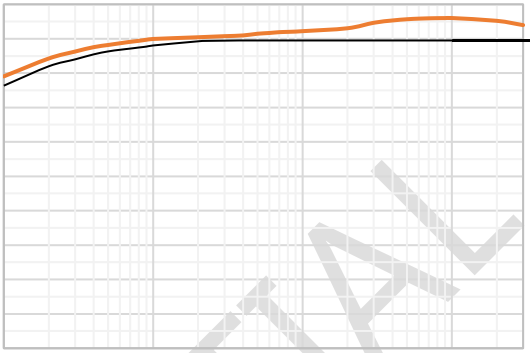

Figure 2. Efficiency vs Load Current, Vout=3.3V

Figure 3. Line Regulation, Io=1.5A

Figure 4. Load Regulation, Vin=5V

Figure 5. V_{FB} vs Temperature

Figure 6. UVLO vs Temperature

SCT CONFIDENTIAL

 © 2024 Silicon Content Technology Co., Ltd. All Rights Reserved

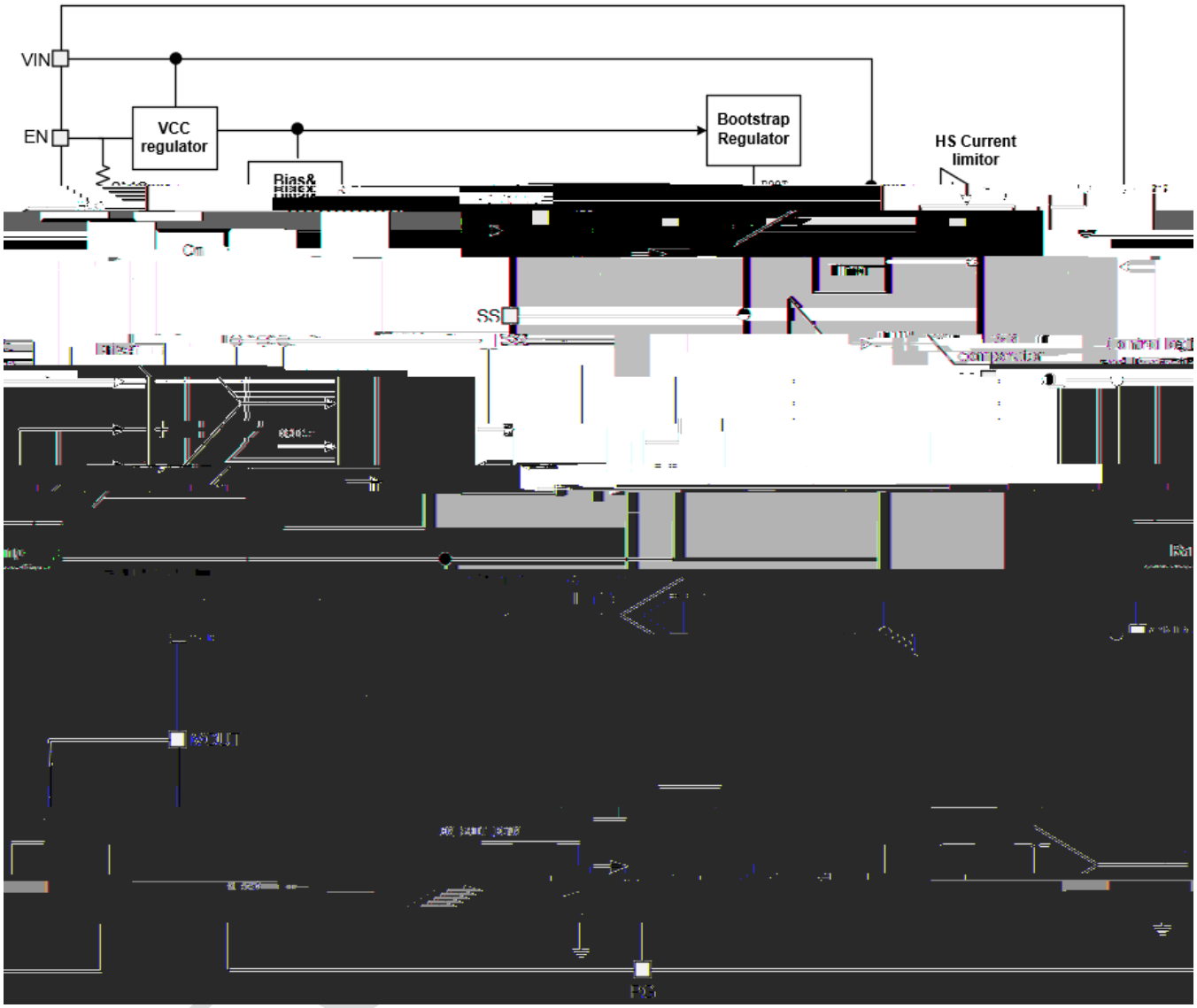

Figure 7. Functional Block Diagram

 © 2024 Silicon Content Technology Co., Ltd. All Rights Reserved

SCT CONFIDENTIAL

 © 2024 Silicon Content Technology Co., Ltd. All Rights Reserved

SCT CONFIDE

SCT

SCT CONFIDE

SCT CONFIDE

SCT CONFIDE

SCT CONFIDENTIAL